

WATER SUPPLY & USAGE STATISTICS

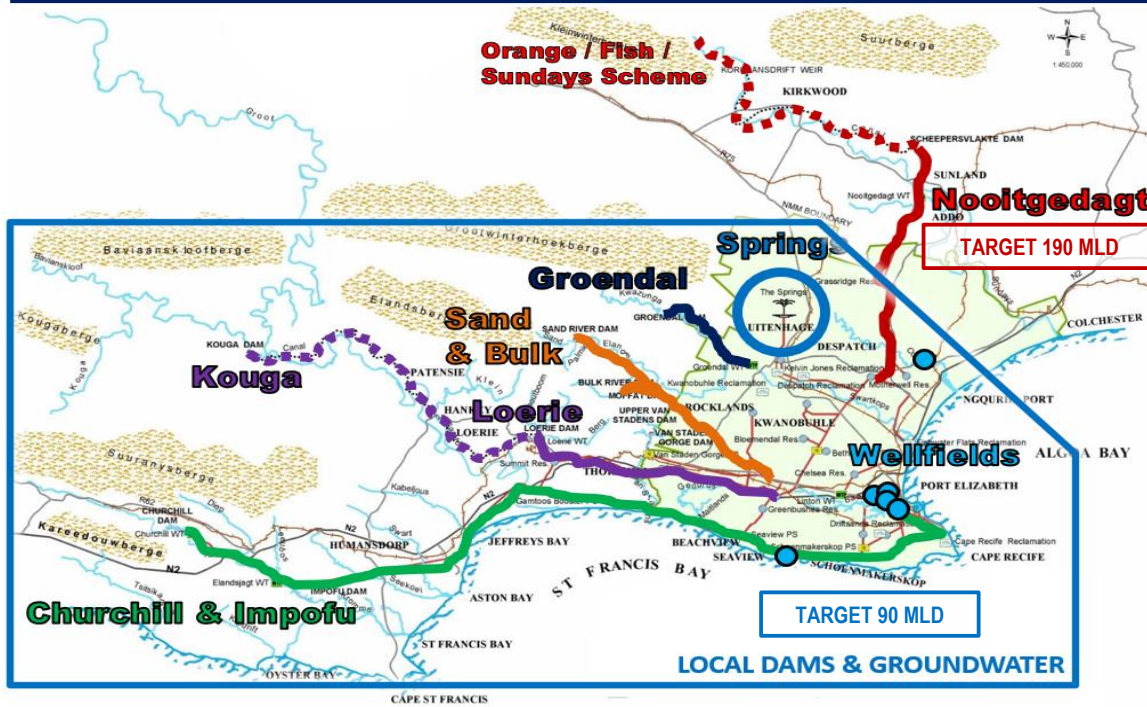
as at Monday, 07 October 2024

TOTAL DAM STORAGE	CHANGE FROM A WEEK AGO	WATER PRODUCED (SEVEN-DAY AVERAGE)
76.44%	-0.31%	330 MLD

NMBM TARGET DEMAND = 280 MILLION LITRES PER DAY (MLD)

50 MLD USED OVER TARGET!

NMBM POTABLE WATER BULK SUPPLY SYSTEM



* Note that the targets consider infrastructure reliability, system interconnectivity, and recovery of local dams.

67.45% AVAILABLE LOCAL DAM STORAGE!

System	Dam	Storage capacity (ML)	Current storage (%)	Dead storage (%)	Available storage (%)	Available water (ML)
Kromme	Churchill	35,240	97.60	7.5	90.10	31,751
	Impofu	105,757	39.80	16.5	23.30	24,641
Kouga	Loerie	3,026	84.86	19.0	65.86	1,993
	Kouga	125,910	99.46	3.3	96.16	121,075
Groendal	Groendal	11,638	94.16	4.2	89.96	10,470
Total		281,571	76.44	9.0	67.45	189,930

* The barges have been decommissioned, hence the increase to the dead storage volume at Impofu Dam.

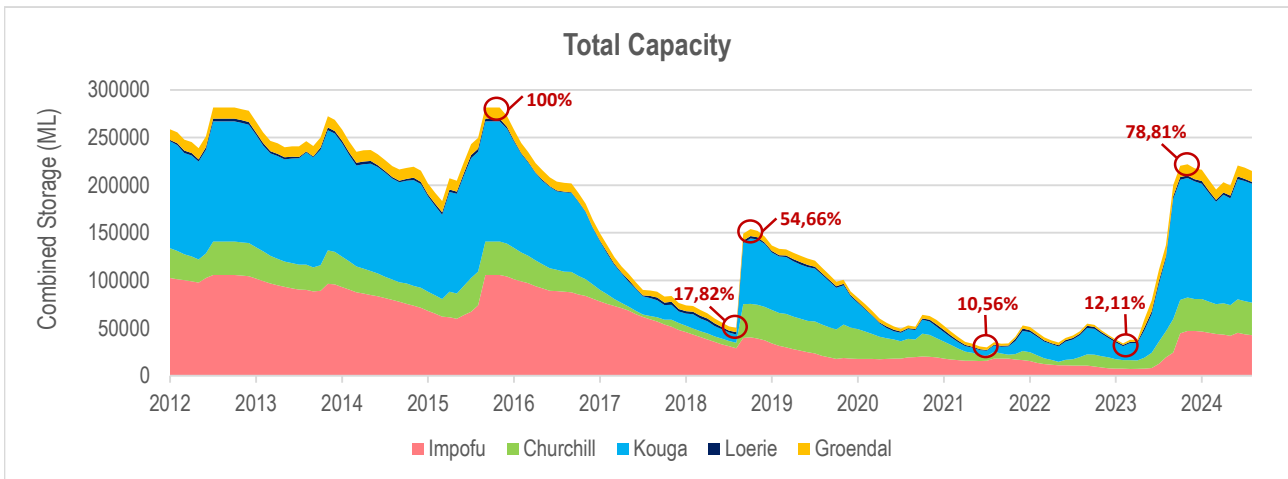
WHEN WILL LOCAL DAMS RUN DRY?

System	Dam	Available water (ML)	RESTRICTED		ACTUAL	
			Usage (MLD)	Water remaining (Days)	Usage (MLD)	Water remaining (Days)
Kromme	Churchill	31,751	60	940	69	817
	Impofu	24,641				
Kouga	Loerie	1,993	223	552	191	644
	Kouga	121,075				
Groendal	Groendal	10,470	13	805	11	952

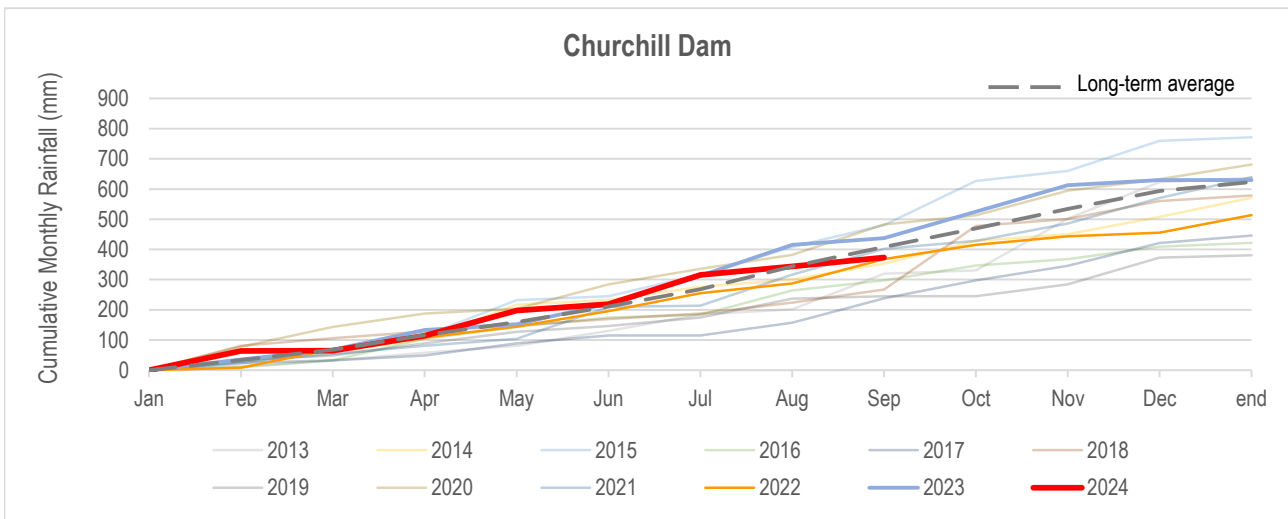
* Allocation from Kouga Dam (223MLD) includes the NMBM's allocation from Loerie Dam (60MLD), Gamtoos Irrigation Board (140MLD), Hankey & Patensie (2MLD), direct irrigators (2MLD) and canal losses.

* Note that restrictions imposed by the Department of Water & Sanitation have been lifted for the Groendal System. Restrictions for NMBM on Kromme System (40%) and Kouga System (5%) effective 01 Nov 2023.

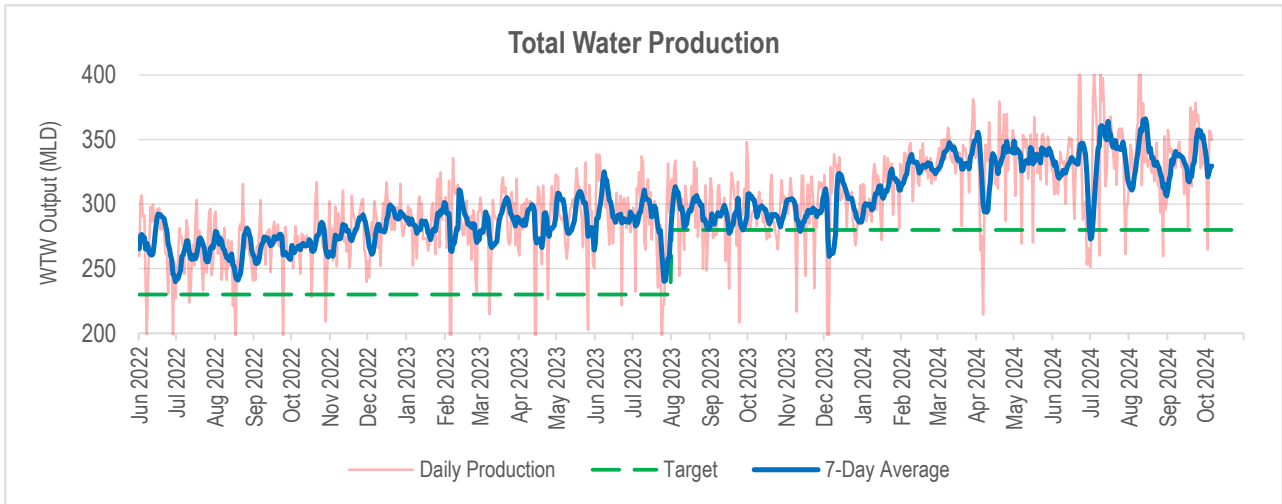
LOCAL DAM STORAGE



RAINFALL IN CATCHMENT AREAS



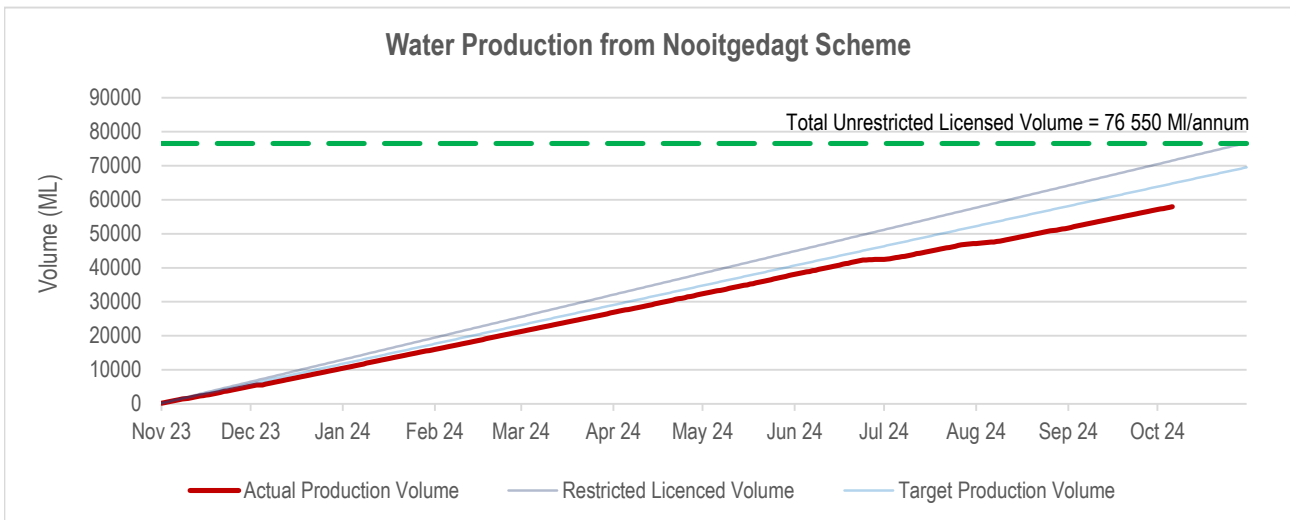
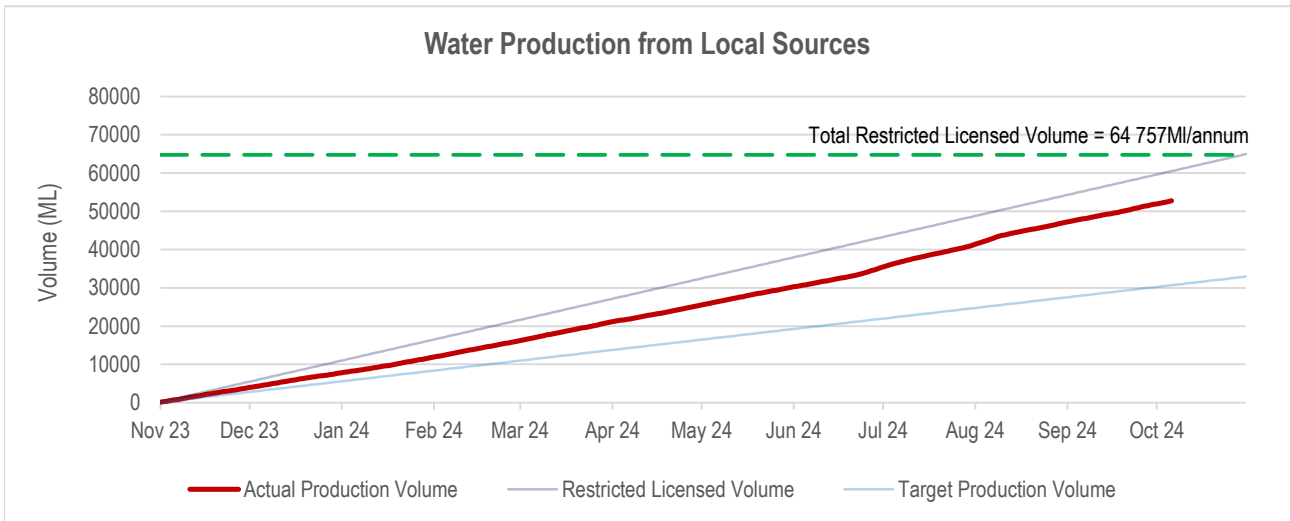
WATER SUPPLIED BY NMBM



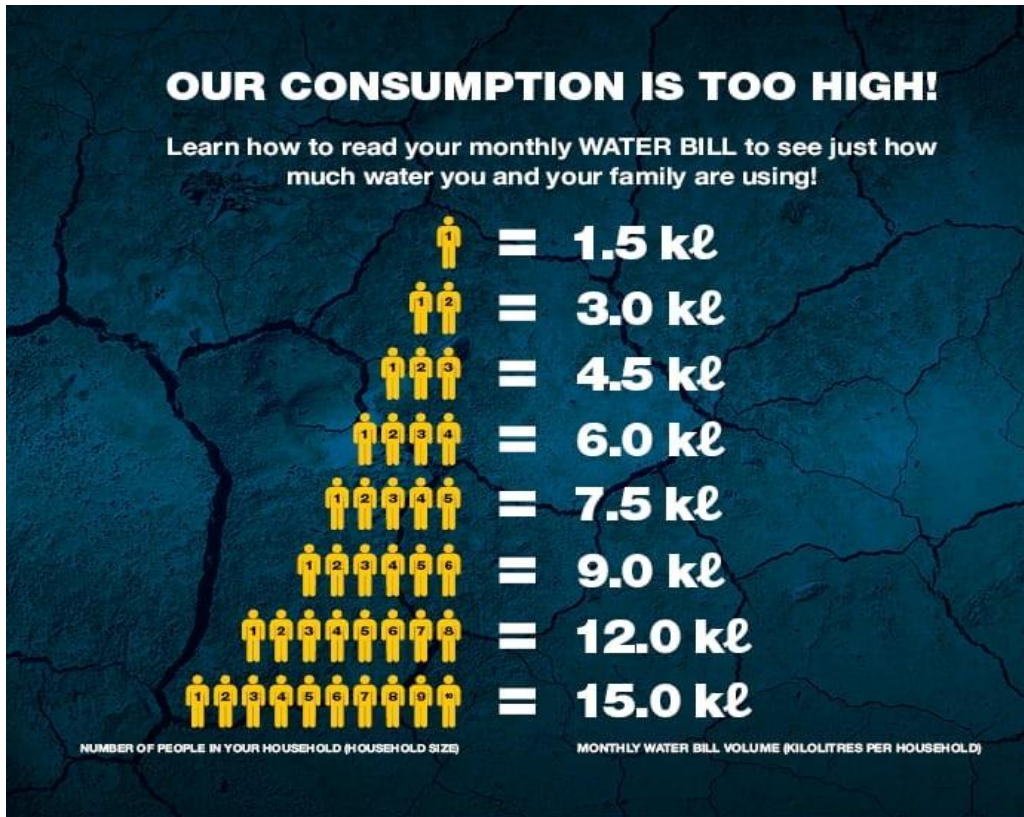
144 MLD	170 MLD	16 MLD
Local Dams	Nooitgedagt Scheme	Groundwater

* Groundwater output is currently limited by licensed abstraction volumes, required quality blending ratios, and operational limitations (including loadshedding).

LICENSED ABSTRACTION BY NMBM



WHAT SHOULD I DO?



ONLY USE 50 LITRES PER PERSON PER DAY

 2ℓ Drinking water	 2ℓ Cooking water	 2ℓ Washing hands	 9ℓ 1 toilet flush	 10ℓ 2 minute shower
 9ℓ 1 sink of dishes	 5ℓ Household cleaning	 1ℓ Water for pets	 10ℓ Laundry	