

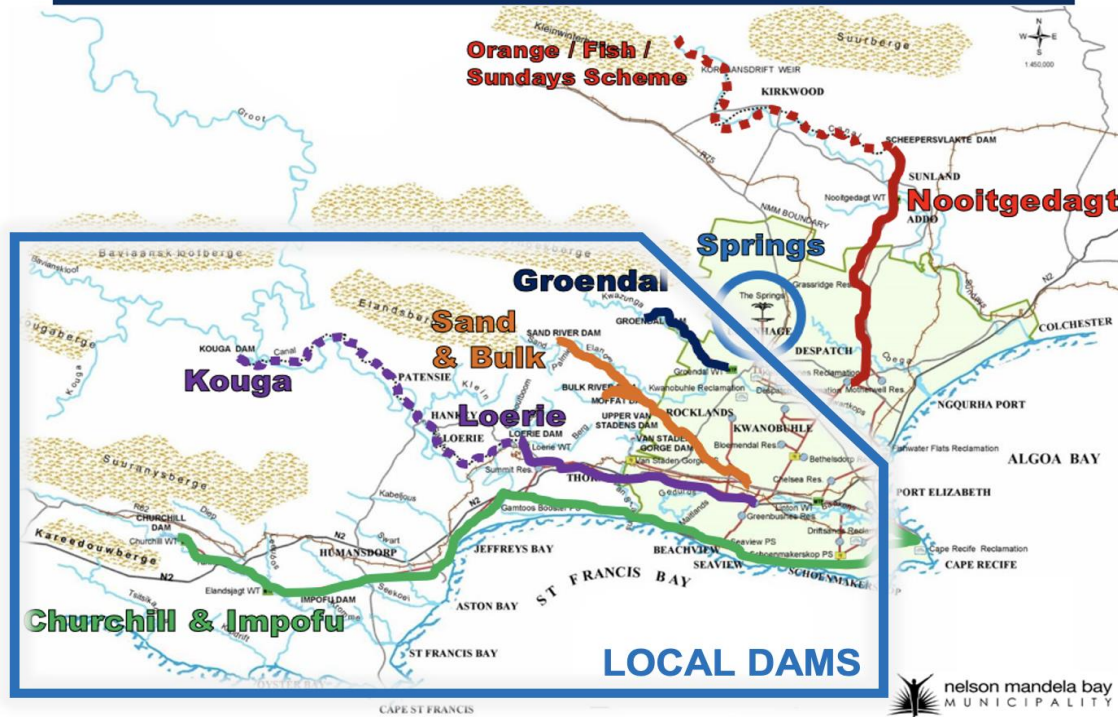
WATER SUPPLY & USAGE STATISTICS

as at Tuesday, 10 August 2022

TOTAL DAM STORAGE	CHANGE FROM A WEEK AGO	WATER PRODUCED (SEVEN-DAY AVERAGE)	CURRENTLY USABLE DAM STORAGE
15.08%	+0.11%	261MLD	9.67%
NMBM TARGET DEMAND = 230 MILLION LITRES PER DAY (MLD)			

31 MLD USED OVER TARGET!

NMBM POTABLE WATER BULK SUPPLY SYSTEM



WHEN WILL LOCAL DAMS RUN DRY?

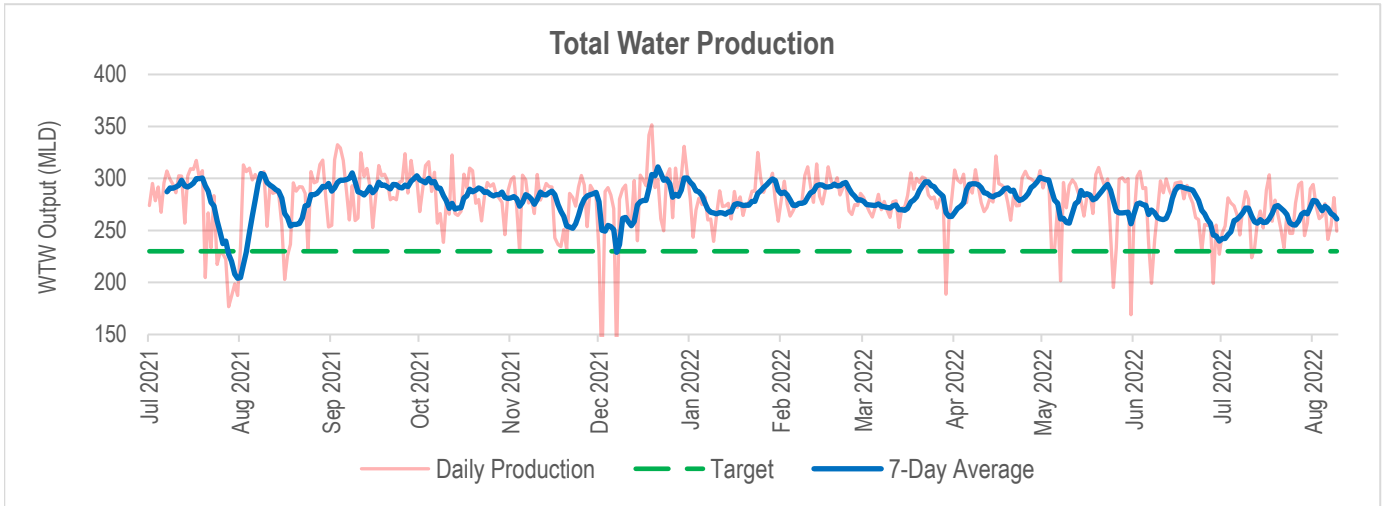
ONLY 9.67% AVAILABLE LOCAL DAM STORAGE!

System	Dam	Storage capacity (ML)	Current storage (%)	Dead storage (%)	Available storage (%)	Available water (ML)	Current abstract (MLD)	Water remaining (Days)
Kromme	Churchill	35,240	19.17	7.5	11.67	4,113	40	183
	Impofu	105,757	10.04	7.0	3.04	3,215		
Kouga	Loerie	3,026	56.87	19.0	37.87	1,146	94	179
	Kouga	125,910	16.67	3.3	13.37	16,834		
Groendal	Groendal	11,638	20.58	4.2	16.38	1,906	10	191

* NMBM has successfully implemented Impofu Dam Barge Phase 1 which has increased access to dead storage.

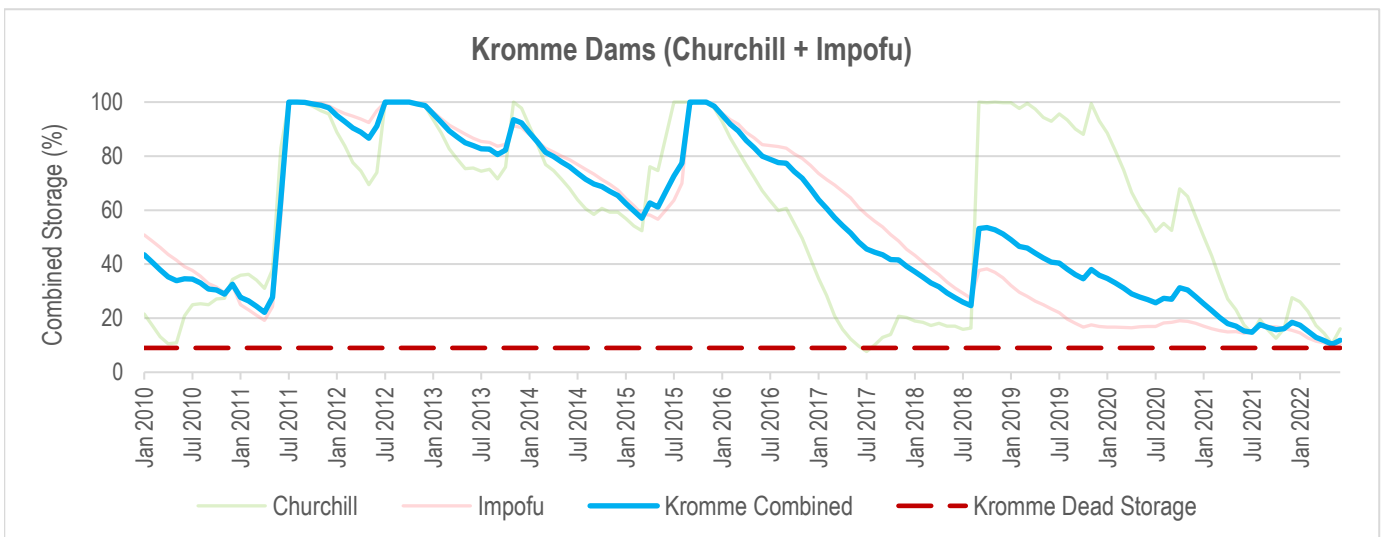
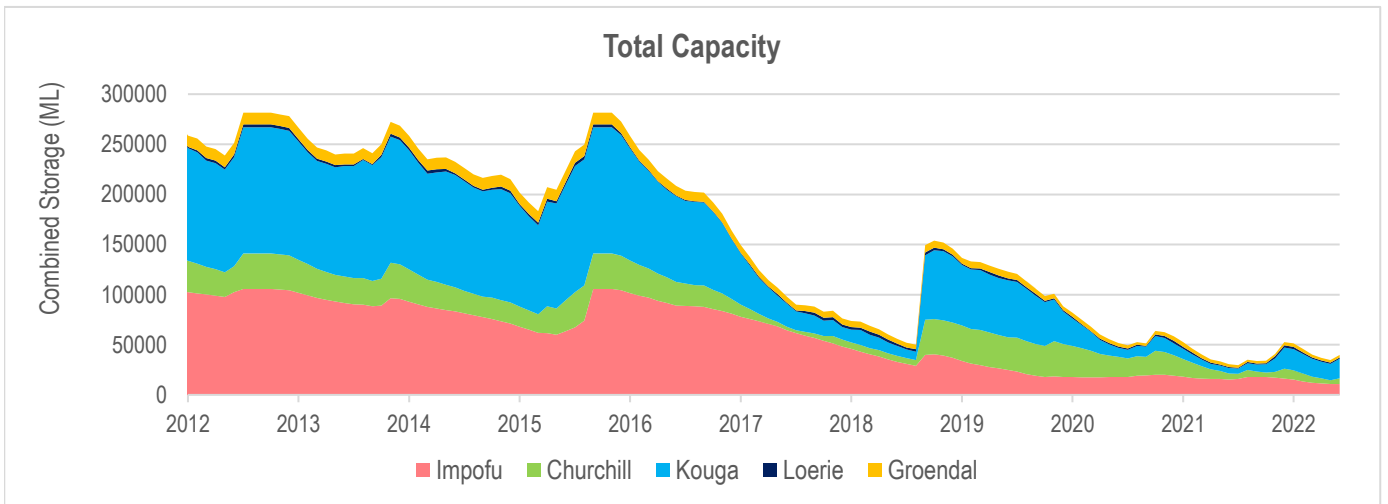
* Kouga abstraction (94) includes the NMBM allocation (40) to Loerie Dam.

WATER SUPPLIED BY NMBM

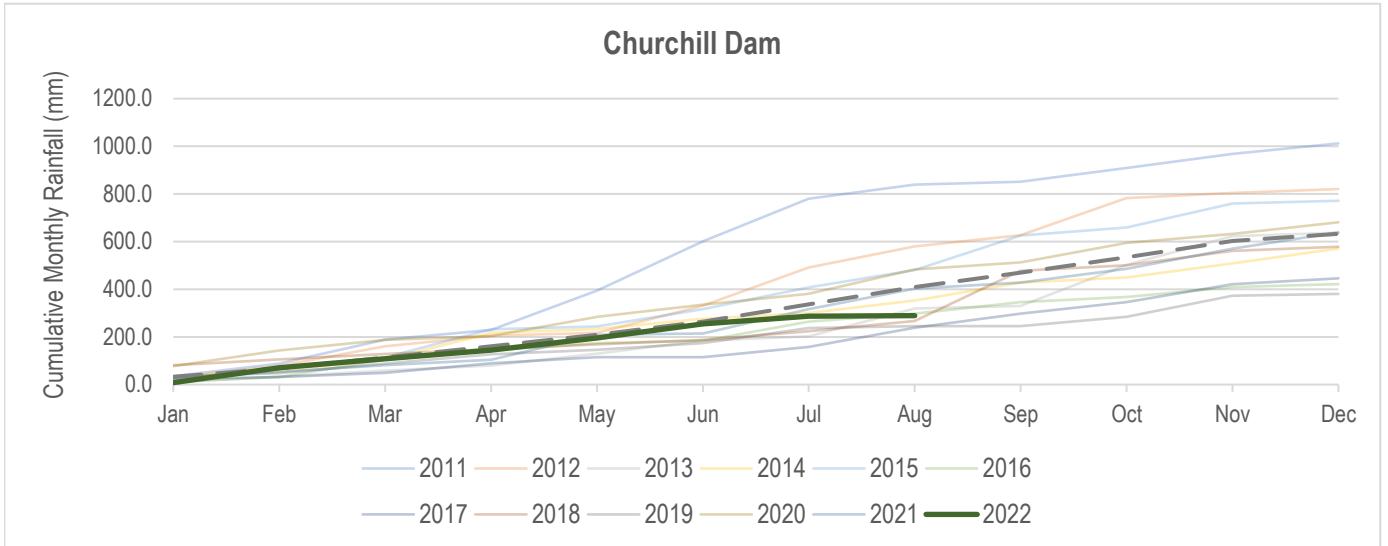


78	5	178
Local Dams Target = 56 Mld	Springs & Groundwater	Nooitgedagt

LOCAL DAM STORAGE



RAINFALL IN CATCHMENT AREAS



WHAT SHOULD I DO?

OUR CONSUMPTION IS TOO HIGH!

Learn how to read your monthly WATER BILL to see just how much water you and your family are using!

- 1 person icon = 1.5 kℓ
- 2 person icons = 3.0 kℓ
- 3 person icons = 4.5 kℓ
- 4 person icons = 6.0 kℓ
- 5 person icons = 7.5 kℓ
- 6 person icons = 9.0 kℓ
- 7 person icons = 12.0 kℓ
- 8 person icons = 15.0 kℓ

NUMBER OF PEOPLE IN YOUR HOUSEHOLD (HOUSEHOLD SIZE) MONTHLY WATER BILL VOLUME (KILOLITRES PER HOUSEHOLD)

PORT ELIZABETH | LUITENHAGE | DESPATCH

VAT REG No: 4496193473
TEL: 046 5553 FAX: 506 1304

TAX INVOICE
9999 350035

Page 1
Ward Number 01
Deposit 850.00

STATEMENT DATE: 03/07/2017

ACCOUNT No: 600 123 456 789

ProfOnRev/Water/Misc
A N EXAMPLE

DATE	DETAILS	AMOUNT
30/06	DEBIT FOR...	4 440.79
01/07	17/18 DEF RATES	2 300.00
02/07	99 EXAMPLE STREET	
	READING TO 18/06/17	18.0
	PREV METER READING IS SCHEDULED FOR 18/07/17	
	METER READING CORR.	
	05A/2020999 1234	314.38
	AVAILABILITY CHARGE	41.49
	VAT @ 14%	49.82
02/07	SEWERAGE	247.56
	VAT @ 14%	20.71
02/07	SEWERAGE	41.49
	VAT @ 14%	47.30
02/07	17/18 DEF RATES	13.47
	VAT @ 14%	15.09
02/07	17/18 DEF RATES	1609.06
	(Value-Reduction)	
	(178000-1500) * 0,01129/12	
	VAT @ 14%	1 609.06
02/07	INTEREST	18.29
02/07	DISCOUNT	0.00
	ELECTRICITY PREPAID METER HO/S:	
	99 EXAMPLE STREET, KWAZI BANE, PORT ELIZABETH	
	12/AM LINES TO THIS ACCOUNT. IF THIS IS EXCESSIVE CONTACT 041 906 5555, FAX 041 906 1304 OR WWW.nelsonmandelabaymetro.gov.za	
TOTAL PAYABLE:		4 496.20
Pre-paid electricity meter will be blocked for arrears owing on this account.		

OVERDUE 2140.70

UNLESS PAID WITHIN 14 DAYS, SERVICES WILL BE SUSPENDED.

THIS MONTH 2355.50

PAYABLE BEFORE 01/08/2017

PLEASE READ INFORMATION OVERLEAF

ONLY USE 50 LITRES PER PERSON PER DAY

2ℓ

Drinking water

2ℓ

Cooking water

2ℓ

Washing hands

9ℓ

1 toilet flush

10ℓ

2 minute shower

9ℓ

1 sink of dishes

5ℓ

Household cleaning

1ℓ

Water for pets

10ℓ

Laundry

SAVE WATER NOW!