

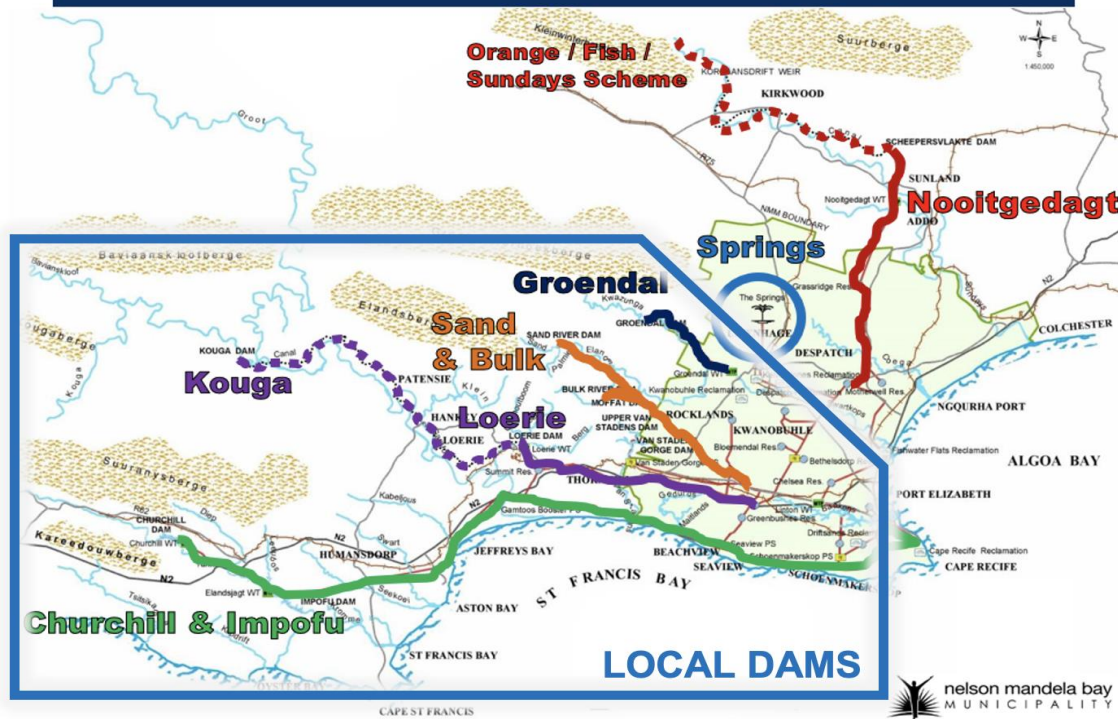
WATER SUPPLY & USAGE STATISTICS

as at Tuesday, 16 August 2022

TOTAL DAM STORAGE	CHANGE FROM A WEEK AGO	WATER PRODUCED (SEVEN-DAY AVERAGE)	CURRENTLY USABLE DAM STORAGE
15.17%	+0.10%	252MLD	9.74%
NMBM TARGET DEMAND = 230 MILLION LITRES PER DAY (MLD)			

22 MLD USED OVER TARGET!

NMBM POTABLE WATER BULK SUPPLY SYSTEM



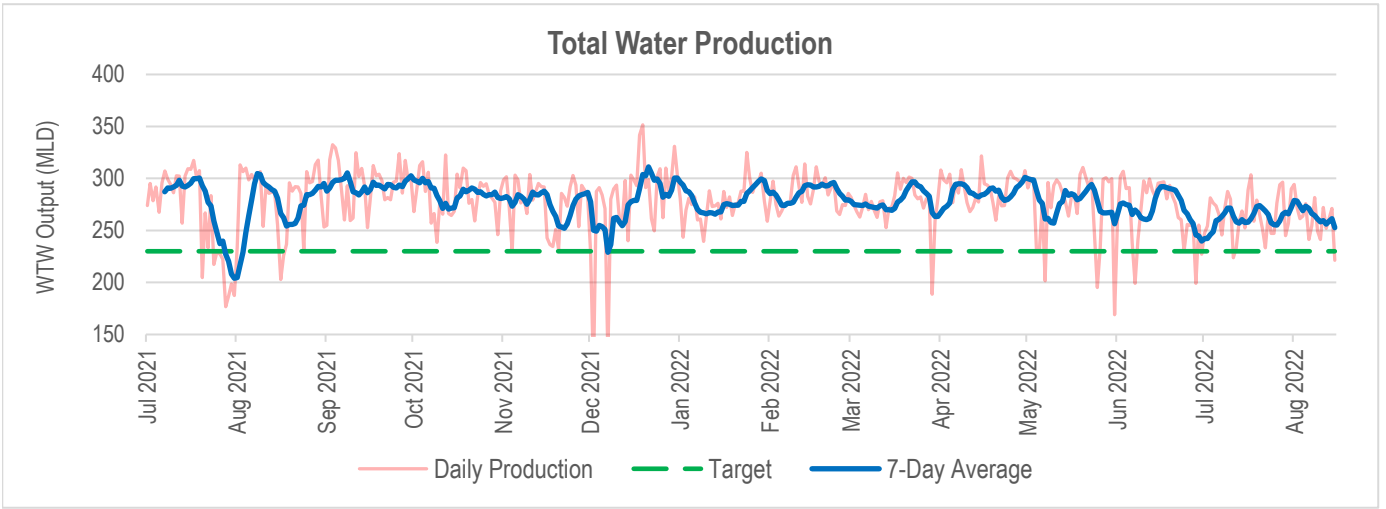
WHEN WILL LOCAL DAMS RUN DRY?

ONLY 9.74% AVAILABLE LOCAL DAM STORAGE!

System	Dam	Storage capacity (ML)	Current storage (%)	Dead storage (%)	Available storage (%)	Available water (ML)	Current abstract (MLD)	Water remaining (Days)
Kromme	Churchill	35,240	19.61	7.5	12.11	4,268	40	186
	Impofu	105,757	10.01	7.0	3.01	3,183		
Kouga	Loerie	3,026	59.09	19.0	40.09	1,213	94	193
	Kouga	125,910	16.71	3.3	13.41	16,885		
Groendal	Groendal	11,638	20.44	4.2	16.24	1,890	10	189

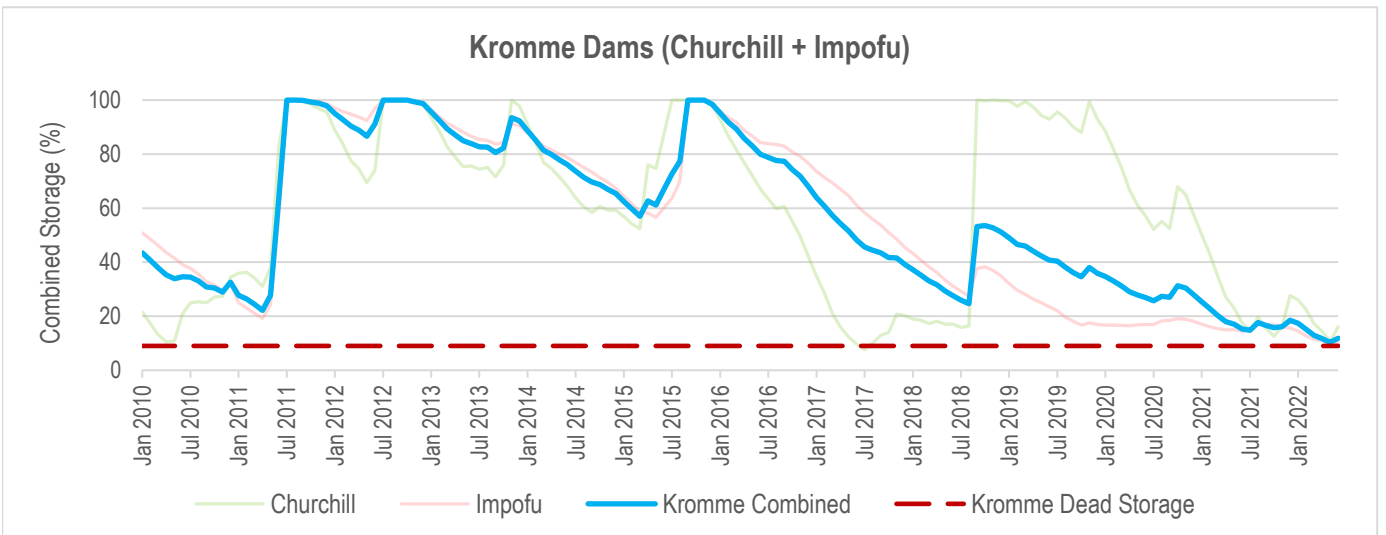
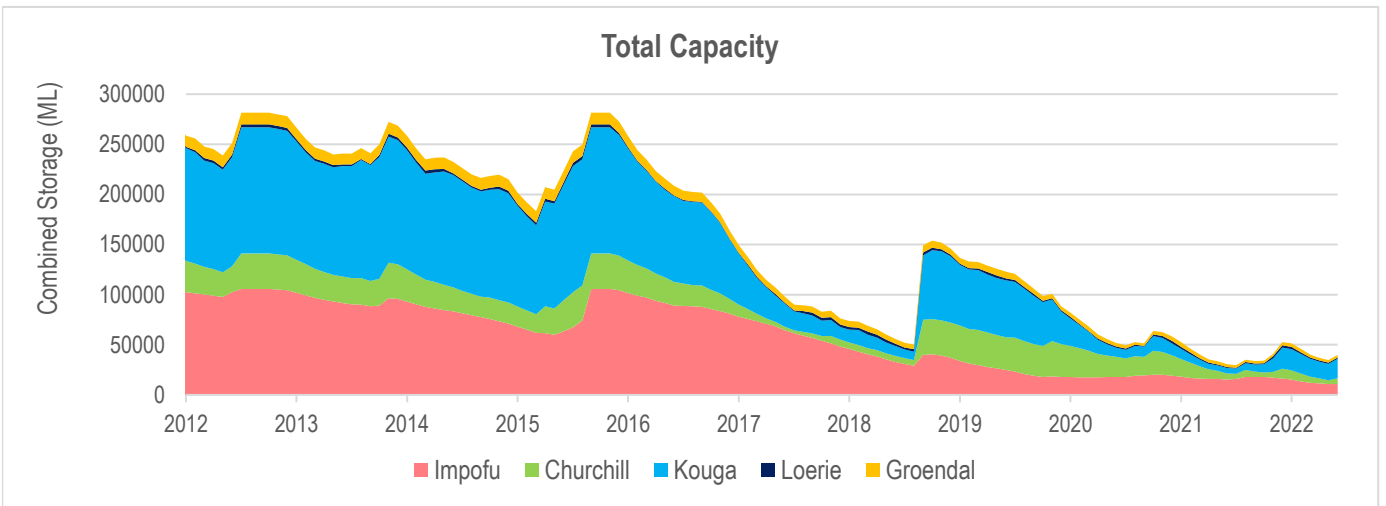
* Abstraction from Kouga Dam (94MLD) includes the NMBM's allocation to Loerie Dam (40MLD), Gamtoos Irrigation Board (33MLD), Hankey & Patensie (2MLD), direct irrigators and canal losses.

WATER SUPPLIED BY NMBM

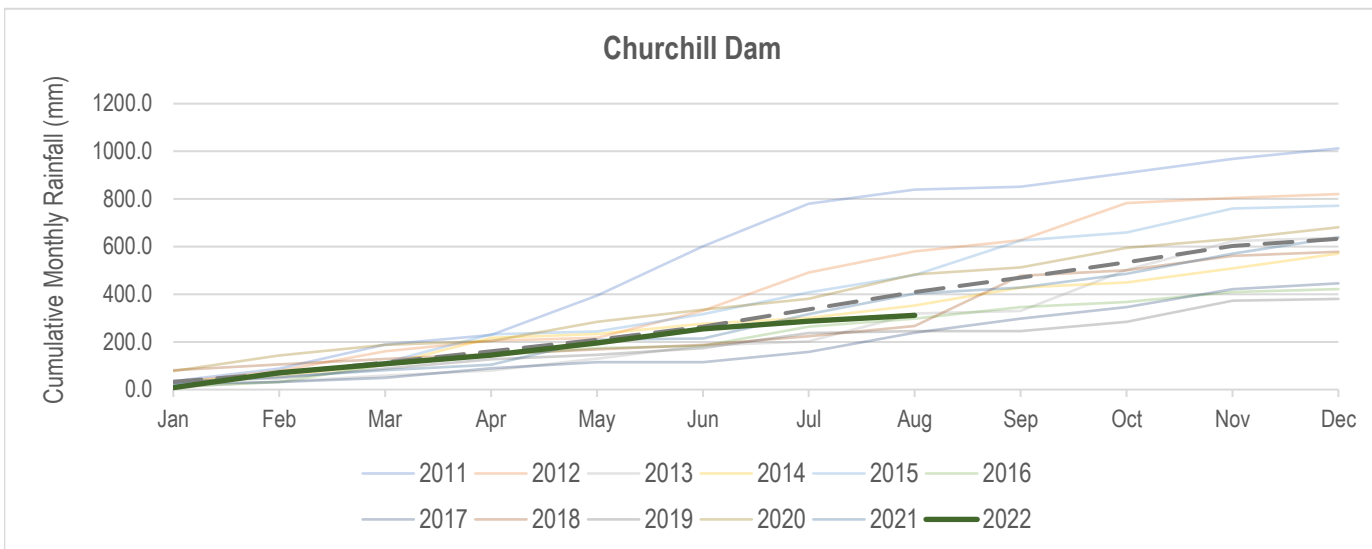


71	5	176
Local Dams Target = 56 Mld	Springs & Groundwater	Nooitgedagt

LOCAL DAM STORAGE



RAINFALL IN CATCHMENT AREAS



WHAT SHOULD I DO?

OUR CONSUMPTION IS TOO HIGH!

Learn how to read your monthly WATER BILL to see just how much water you and your family are using!

- 1 person icon = 1.5 kl
- 2 person icons = 3.0 kl
- 3 person icons = 4.5 kl
- 4 person icons = 6.0 kl
- 5 person icons = 7.5 kl
- 6 person icons = 9.0 kl
- 7 person icons = 12.0 kl
- 8 person icons = 15.0 kl

NUMBER OF PEOPLE IN YOUR HOUSEHOLD (HOUSEHOLD SIZE) MONTHLY WATER BILL VOLUME (KILOLITRES PER HOUSEHOLD)

nelson mandela bay MUNICIPALITY
 PORT ELIZABETH | LUITENHAGE | DESPATCH
 VAT REG No: 4496193473 TEL: 046 5555 FAX: 506 1304

TAX INVOICE
 9999 350035
 Page 1
 Ward Number 01
 Deposit 850.00

STATEMENT DATE: 03/07/2017
 ACCOUNT No: 600 123 456 789

ProfOnRev/Water/Misc
 A N EXAMPLE

DATE	DETAILS	AMOUNT
30/06	DEBIT FORWARDED	4 460.79
01/07	999999 TRAND: TOP FOR YOUR PAYMENT	2 300.00CR.
	17/18 DEF RATES TOTAL 13508.82	
	REF 9999999000	
02/07	99 904616 STREET	
	READING TO 18/06/17 MTR 999999999	
	PREV METER READING IS SCHEDULED	
	FOR 18/07/17	
	METER READING CORR.	
	9999999999 1234 18.0	314.38
	05A/99999999	41.49
	AVAILABILITY CHARGE	49.82
	VAT @ 14%	247.96
02/07	9999999999	20.71
	9999999999	41.49
02/07	9999999999	41.49
	17/18 DEF RATES REF 9999999000	5.81
	VAT @ 14%	13.47
02/07	17/18 DEF RATES REF 9999999000	13.09
	(MTR@Value*Reduction)	1609.06
	(178000-15000)*0.011129/12	
	VAT @ 14%	
02/07	INTEREST	0.00
02/07	9999999999	1 609.06
	9999999999	18.29
	9999999999	0.00CR.
	ELECTRICITY PREPAID METER NO/1:	
	99999999999999999999	
	99 904616 STREET, KWAZILE PARK, PORT ELIZABETH	
	12/AMM LINES TO THIS ACCOUNT. IF THIS	
	IS EXCESSIVE CONTACT 041 906 5555, FAX	
	041 906 1304 OR WWW.	
	0419065555@nelsonmandelabay.gov.za	
TOTAL PAYABLE:		4 496.20
Pre-paid electricity meter will be blocked for arrears owing on this account.		
OVERDUE	2140.70	THIS MONTH
UNLESS PAID WITHIN 14 DAYS, SERVICES WILL BE SUSPENDED.		2355.50
		PAYABLE BEFORE
		01/08/2017
		PLEASE READ INFORMATION OVERLEAF

ONLY USE 50 LITRES PER PERSON PER DAY

- 2ℓ Drinking water
- 2ℓ Cooking water
- 2ℓ Washing hands
- 9ℓ 1 toilet flush
- 10ℓ 2 minute shower
- 9ℓ 1 sink of dishes
- 5ℓ Household cleaning
- 1ℓ Water for pets
- 10ℓ Laundry

AVOID DRY TAPS!
 SAVE WATER NOW!