

# WATER SUPPLY & USAGE STATISTICS

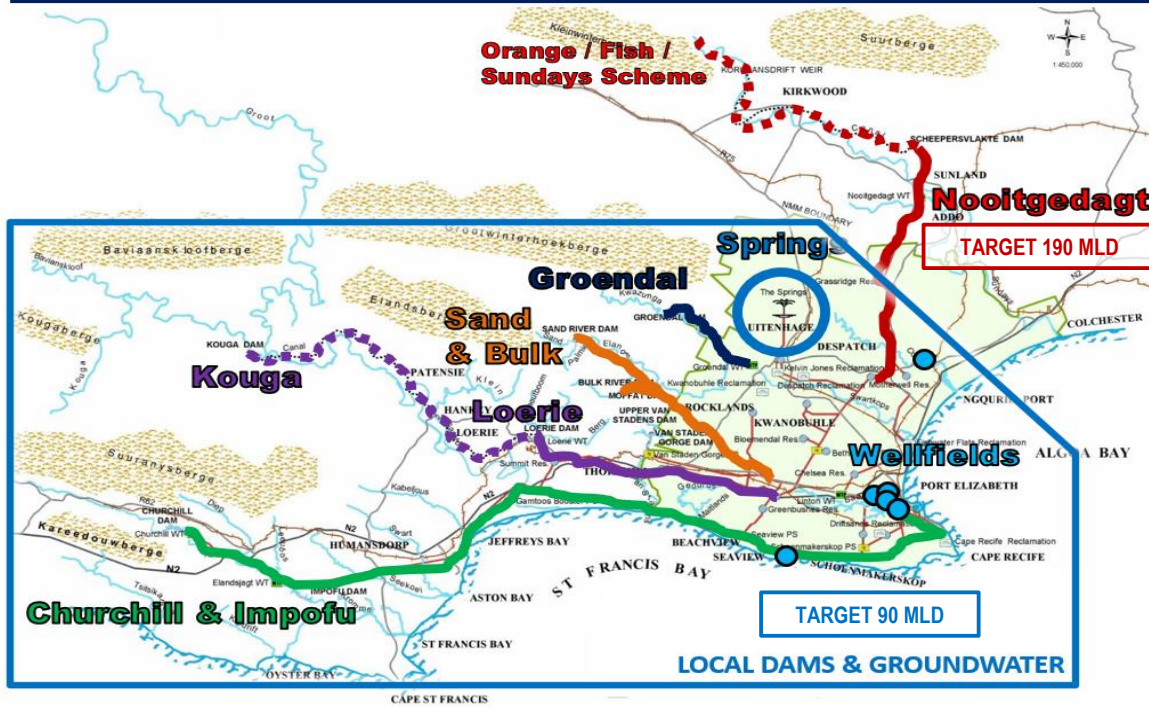
as at Wednesday, 19 September 2024

TOTAL DAM STORAGE	CHANGE FROM A WEEK AGO	WATER PRODUCED (SEVEN-DAY AVERAGE)
<b>75.71%</b>	<b>-0.13%</b>	<b>318 MLD</b>

**NMBM TARGET DEMAND = 280 MILLION LITRES PER DAY (MLD)**

**38 MLD USED OVER TARGET!**

## NMBM POTABLE WATER BULK SUPPLY SYSTEM



\* Note that the targets consider infrastructure reliability, system interconnectivity, and recovery of local dams.

## 66.72% AVAILABLE LOCAL DAM STORAGE!

System	Dam	Storage capacity (ML)	Current storage (%)	Dead storage (%)	Available storage (%)	Available water (ML)
Kromme	Churchill	35,240	96.66	7.5	89.16	31,420
	Impofu	105,757	40.13	16.5	23.63	24,990
Kouga	Loerie	3,026	89.46	19.0	70.46	2,132
	Kouga	125,910	97.52	3.3	94.22	118,632
Groendal	Groendal	11,638	96.08	4.2	91.88	10,693
<b>Total</b>		<b>281,571</b>	<b>75.71</b>	<b>9.0</b>	<b>66.72</b>	<b>187,868</b>

\* The barges have been decommissioned, hence the increase to the dead storage volume at Impofu Dam.

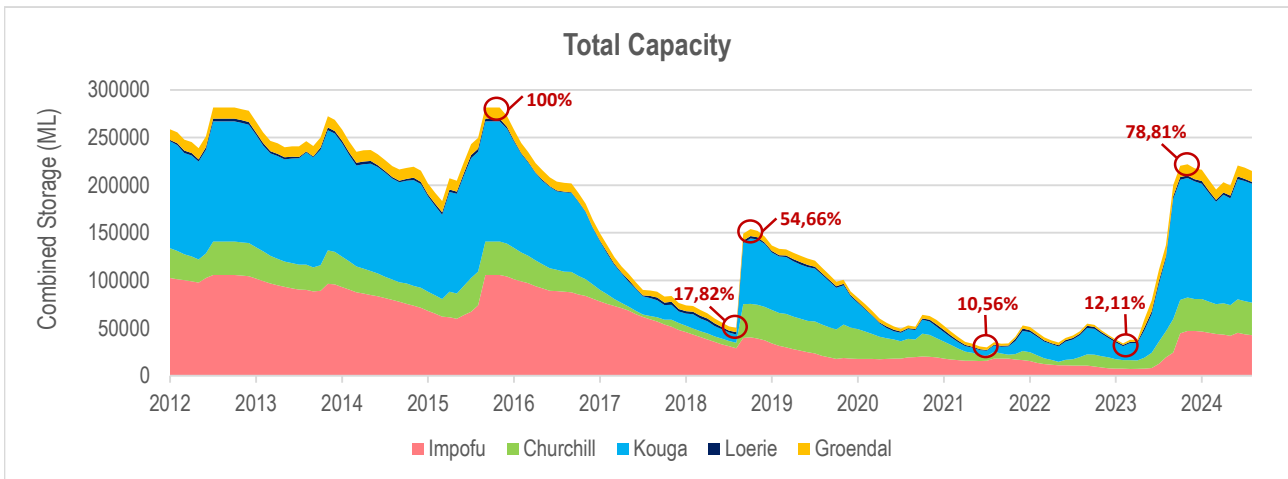
## WHEN WILL LOCAL DAMS RUN DRY?

System	Dam	Available water (ML)	RESTRICTED		ACTUAL	
			Usage (MLD)	Water remaining (Days)	Usage (MLD)	Water remaining (Days)
Kromme	Churchill	31,420	60	940	69	818
	Impofu	24,990				
Kouga	Loerie	2,132	223	542	191	632
	Kouga	118,632				
Groendal	Groendal	10,693	13	823	11	972

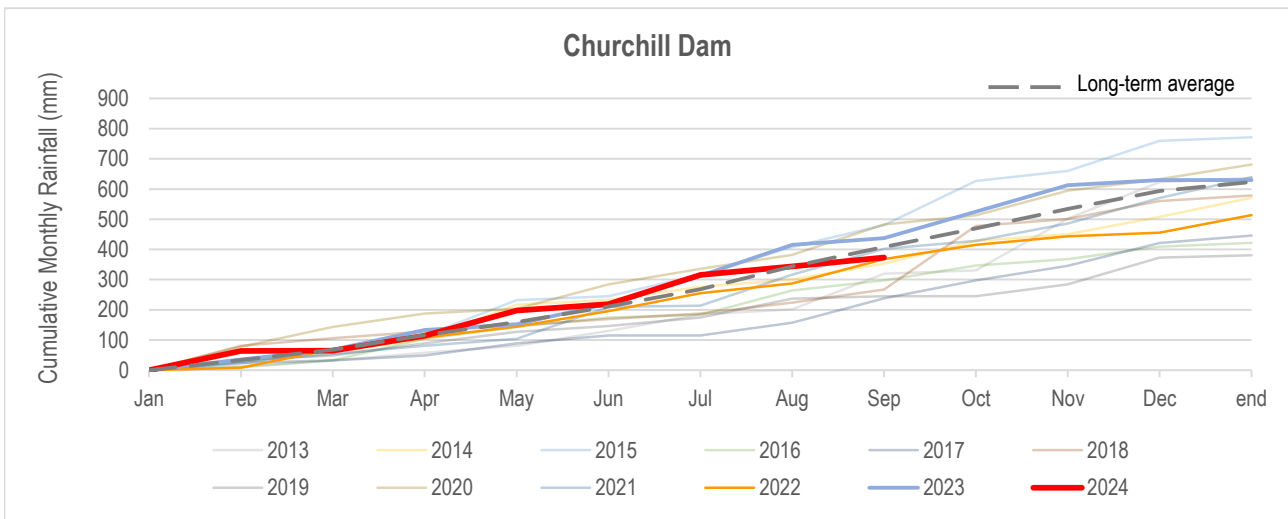
\* Allocation from Kouga Dam (223MLD) includes the NMBM's allocation from Loerie Dam (60MLD), Gamtoos Irrigation Board (140MLD), Hankey & Patensie (2MLD), direct irrigators (2MLD) and canal losses.

\* Note that restrictions imposed by the Department of Water & Sanitation have been lifted for the Groendal System. Restrictions for NMBM on Kromme System (40%) and Kouga System (5%) effective 01 Nov 2023.

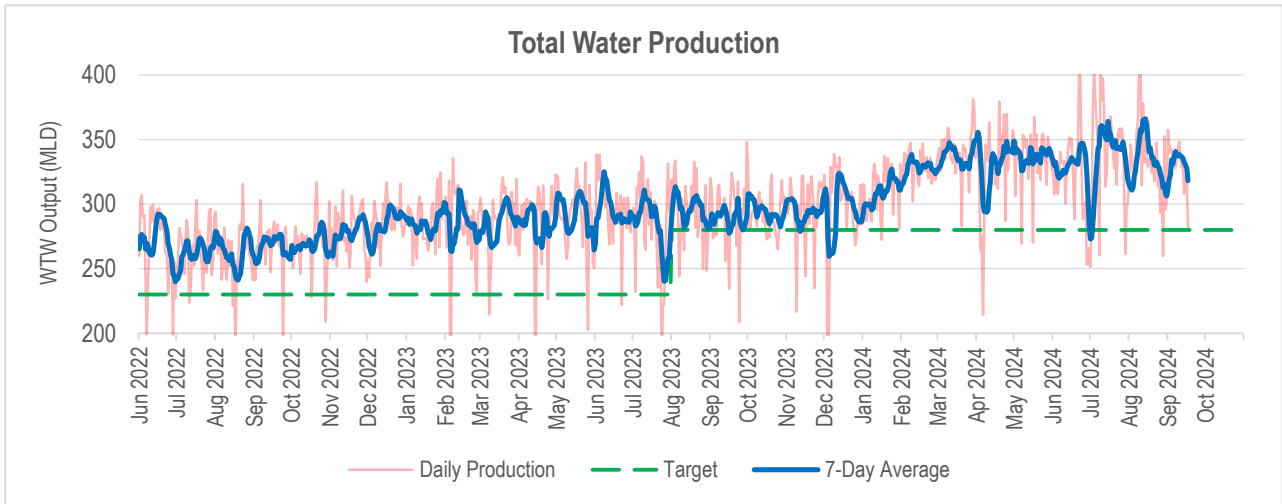
## LOCAL DAM STORAGE



## RAINFALL IN CATCHMENT AREAS



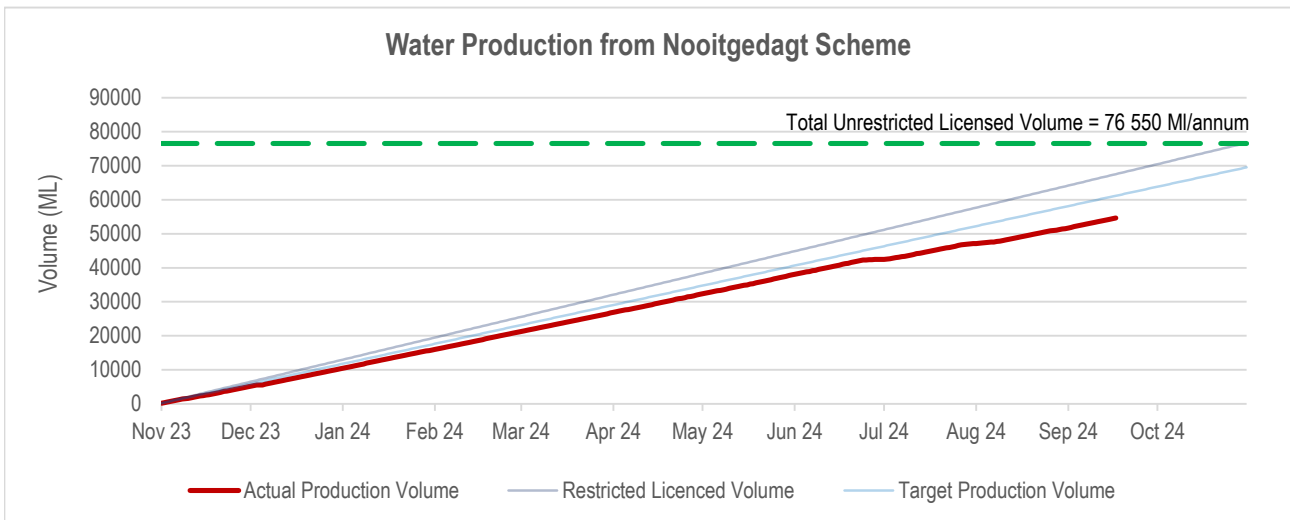
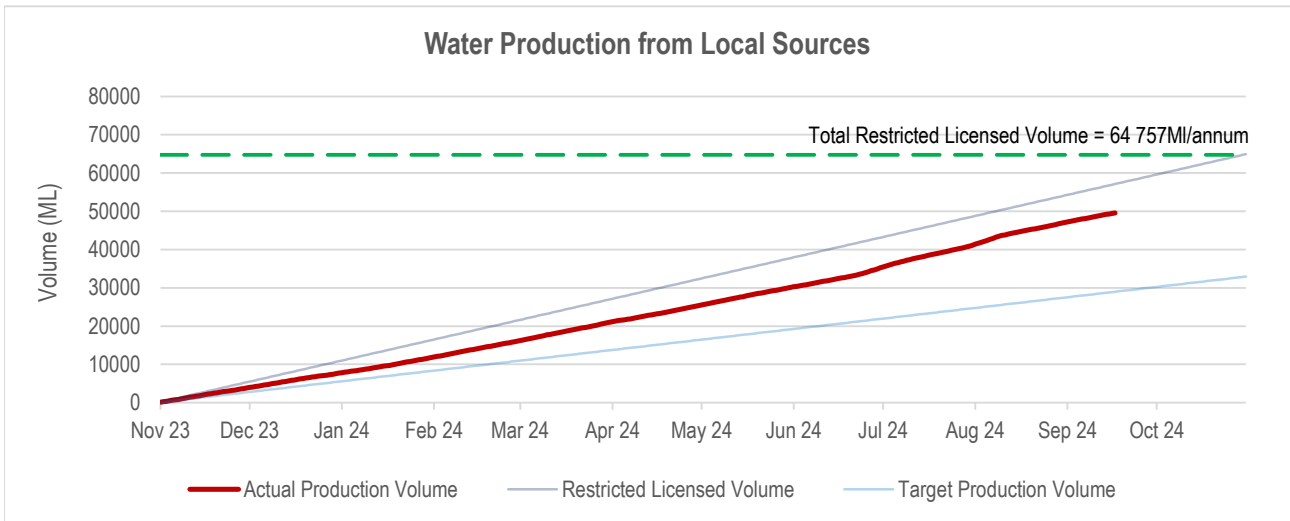
## WATER SUPPLIED BY NMBM



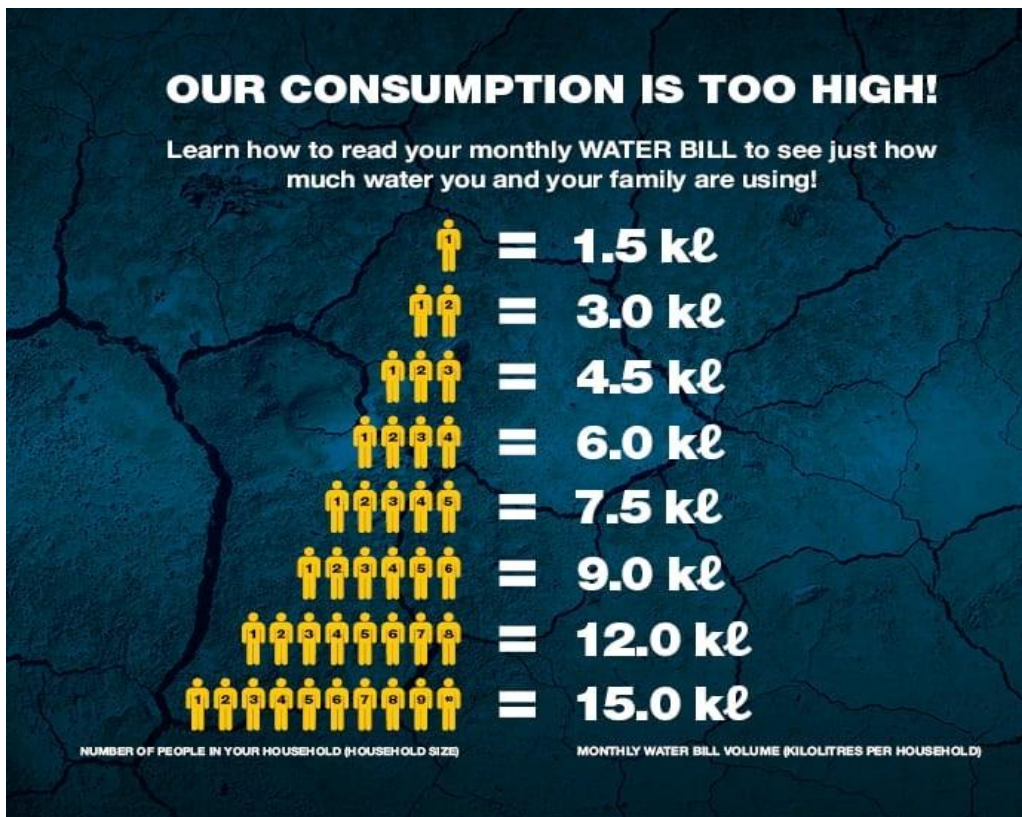
<b>127 MLD</b>	<b>177 MLD</b>	<b>14 MLD</b>
Local Dams	Nooitgedagt Scheme	Groundwater

\* Groundwater output is currently limited by licensed abstraction volumes, required quality blending ratios, and operational limitations (including loadshedding).

## LICENSED ABSTRACTION BY NMBM



## WHAT SHOULD I DO?



## ONLY USE 50 LITRES PER PERSON PER DAY

 <b>2ℓ</b> Drinking water	 <b>2ℓ</b> Cooking water	 <b>2ℓ</b> Washing hands	 <b>9ℓ</b> 1 toilet flush	 <b>10ℓ</b> 2 minute shower
 <b>9ℓ</b> 1 sink of dishes	 <b>5ℓ</b> Household cleaning	 <b>1ℓ</b> Water for pets	 <b>10ℓ</b> Laundry	