

WATER SUPPLY & USAGE STATISTICS

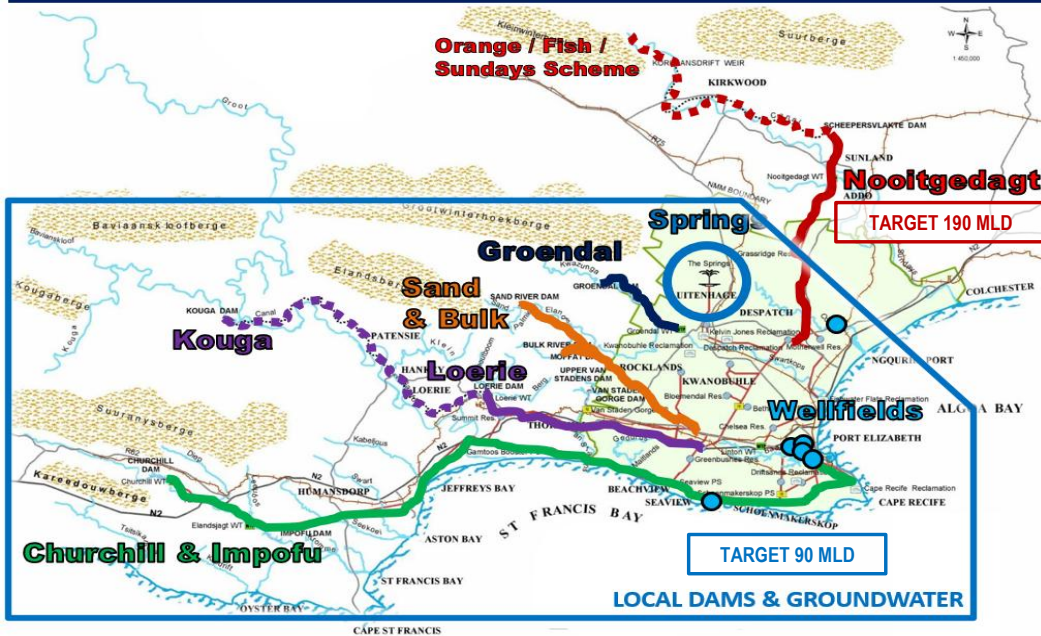
as at Wednesday, 22 April 2026

TOTAL DAM STORAGE	CHANGE FROM A WEEK AGO	WATER PRODUCED (SEVEN-DAY AVERAGE)
36.85%	-1.01%	366 MLD

NMBM TARGET DEMAND = 280 MILLION LITRES PER DAY (MLD)

86 MLD USED OVER TARGET!

NMBM POTABLE WATER BULK SUPPLY SYSTEM



* Note that the targets consider infrastructure reliability, system interconnectivity, and recovery of local dams.

27.86% AVAILABLE LOCAL DAM STORAGE!

System	Dam	Storage capacity (ML)	Current storage (%)	Dead storage (%)	Available storage (%)	Available water (ML)
Kromme	Churchill	35,240	36.84	7.5	29.34	10,339
	Impofu	105,757	37.30	16.5	20.80	21,997
Kouga	Loerie	3,026	40.55	19.0	21.55	652
	Kouga	125,910	33.16	3.3	29.86	37,597
Groendal	Groendal	11,638	71.78	4.2	67.58	7,865
Total		281,571	36.85	9.0	27.86	78,451

* The barges have been decommissioned, hence the increase to the dead storage volume at Impofu Dam.

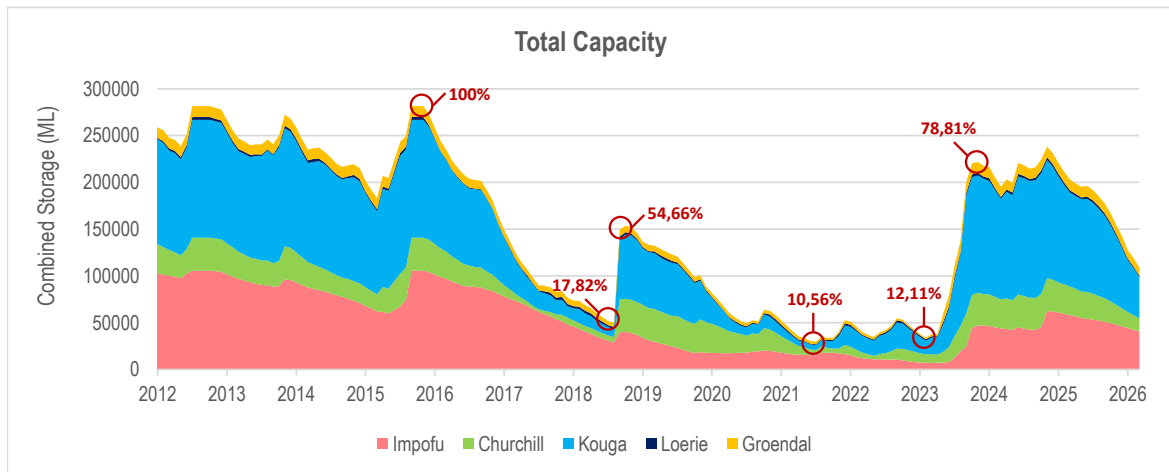
WHEN WILL LOCAL DAMS RUN DRY?

System	Dam	Available water (ML)	ALLOCATION		ACTUAL	
			Usage (MLD)	Water remaining (Days)	Usage (MLD)	Water remaining (Days)
Kromme	Churchill	10,339	78	415	110	294
	Impofu	21,997				
Kouga	Loerie	652	216	177	227	168
	Kouga	37,597				
Groendal	Groendal	7,865	13	605	11	715

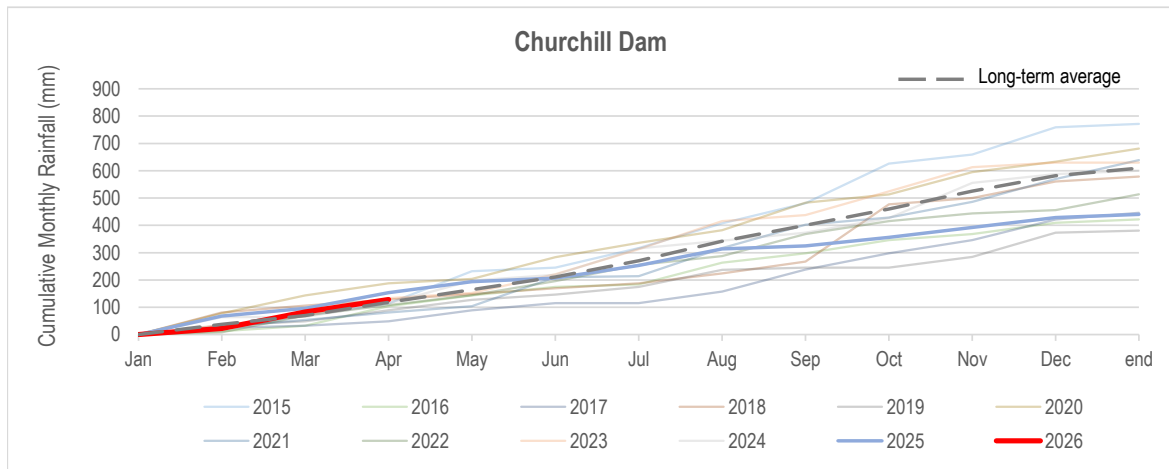
* Allocation from Kouga Dam (216MLD) includes the NMBM's allocation from Loerie Dam (57MLD), Gamtoos Water (135MLD), Hankey & Patensie (3MLD), direct irrigators (2MLD) and canal losses (19MLD).

* Note that restrictions have been imposed by the Department of Water & Sanitation for the NMBM on the Kromme System (25%) and the Kouga System (10%) effective from 01 November 2025.

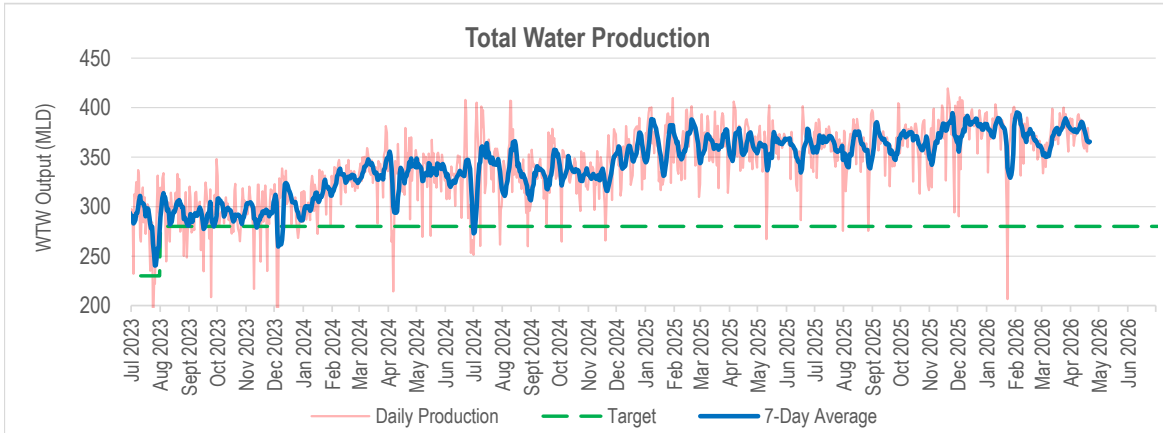
LOCAL DAM STORAGE



RAINFALL IN CATCHMENT AREAS



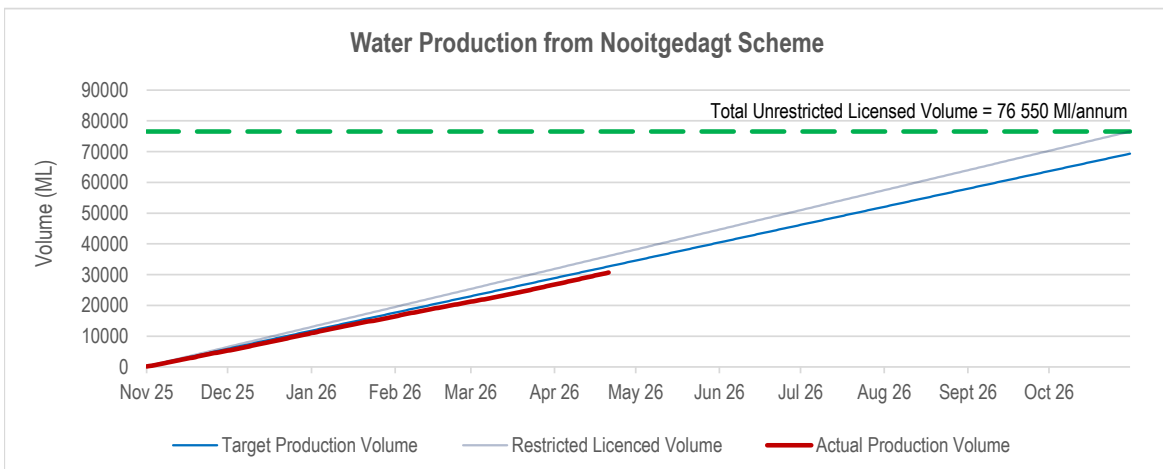
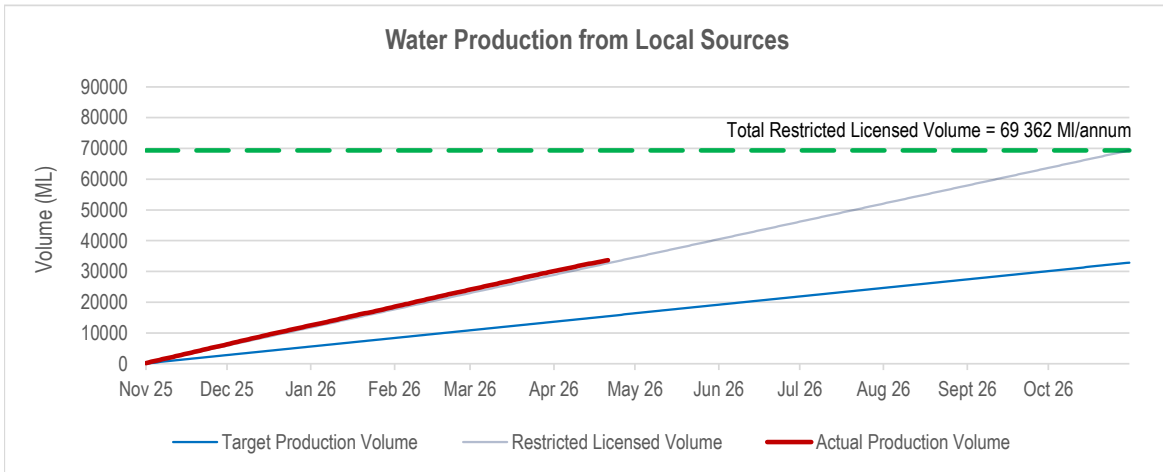
WATER SUPPLIED BY NMBM



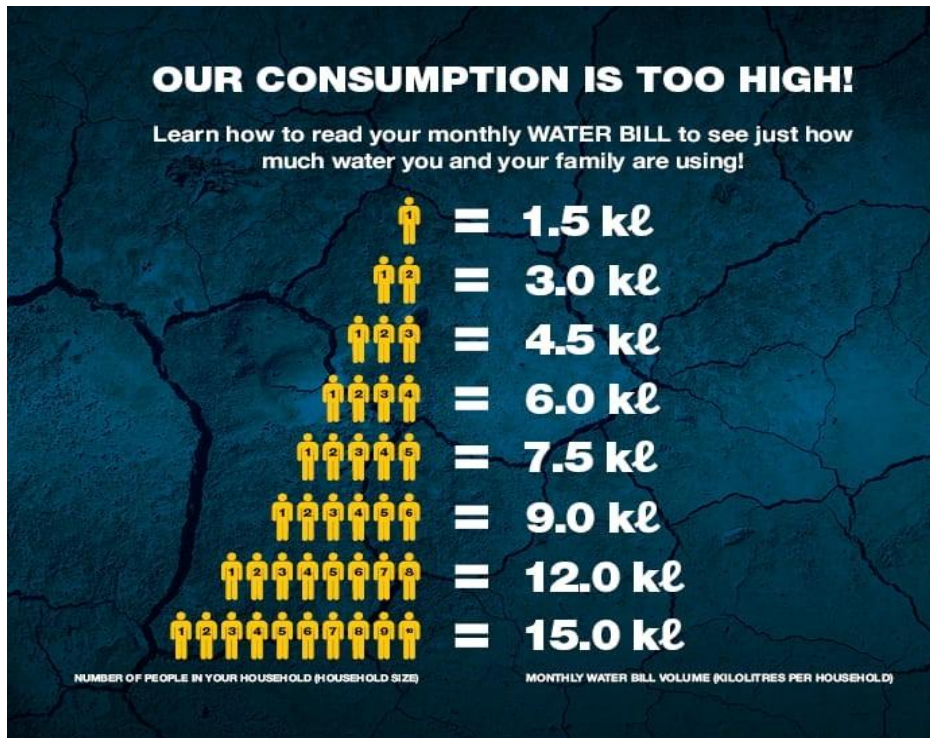
162 MLD	196 MLD	8 MLD
Local Dams	Nooitgedagt Scheme	Groundwater

* Groundwater output is currently limited by licensed abstraction volumes, required quality blending ratios, and operational limitations.

LICENSED ABSTRACTION BY NMBM



WHAT SHOULD I DO?



ONLY USE 50 LITRES PER PERSON PER DAY



2ℓ

Drinking water



2ℓ

Cooking water



2ℓ

Washing hands



9ℓ

1 toilet flush



10ℓ

2 minute shower



9ℓ

1 sink of dishes



5ℓ

Household
cleaning



1ℓ

Water for pets



10ℓ

Laundry

**AVOID
DRY
TAPS!**
SAVE WATER NOW!