

WATER SUPPLY AND USAGE STATISTICS

As at Friday, 03 Dec 2021



14.73

1.03 %

274

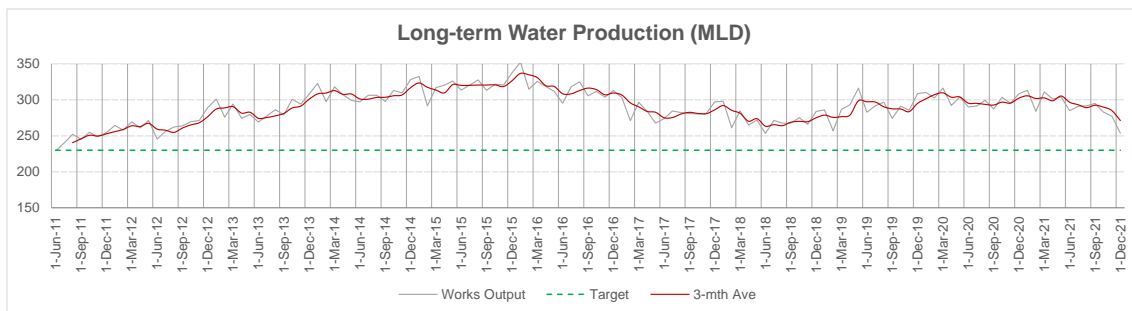
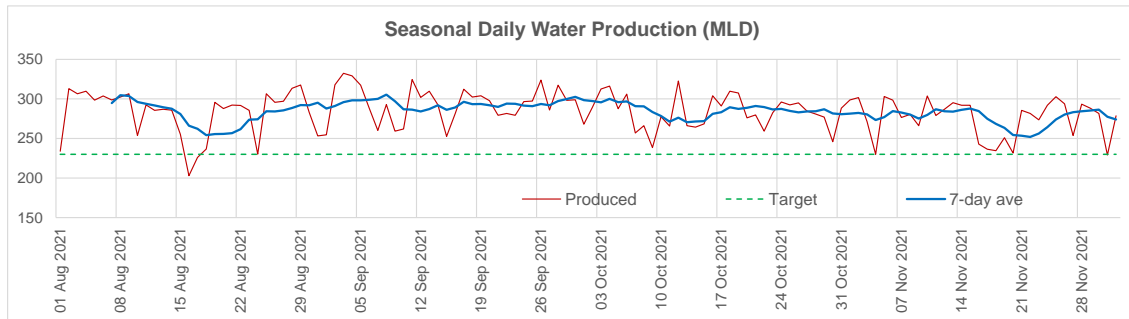
Weekly Ave Million Litres per day (MLD)

TODAY'S DAM STORAGE %

CHANGE FROM A WEEK AGO

WATER PRODUCED

CURRENT TARGET 230 MLD



DAILY WATER PRODUCTION BY SOURCE (MLD)

112

5

170

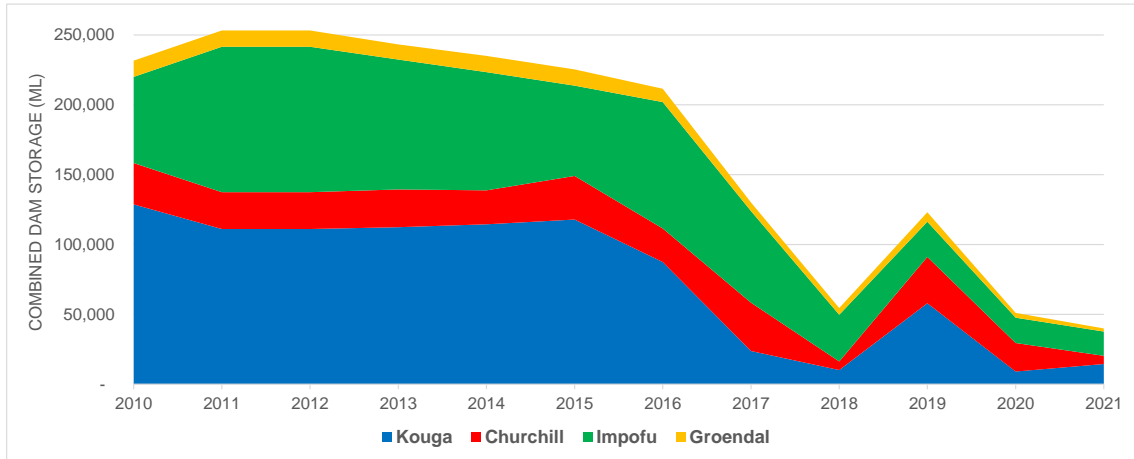
**LOCAL DAMS
TARGET = 30 MLD**

**SPRINGS &
GROUNDWATER**

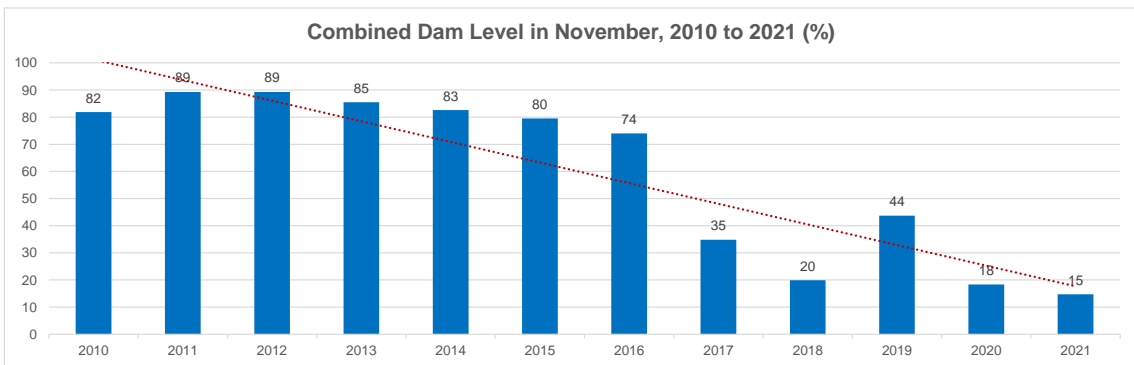
NOOITGEDAGT



COMBINED LOCAL DAM STORAGE



DAMS	28-Nov-21	29-Nov-21	30-Nov-21	1-Dec-21	2-Dec-21	3-Dec-21
	Sunday	Monday	Tuesday	Wednesday	Thursday	Friday
Kougas	10.36	10.60	10.75	10.91	11.04	11.18
Churchill	15.57	15.87	16.10	16.29	16.43	16.62
Impofu	16.25	16.22	16.19	16.15	16.14	16.12
Groendal	18.48	18.88	18.88	18.89	18.89	18.89
TOTAL	14.27	14.41	14.50	14.58	14.65	14.73



READ YOUR WATER BILL	
NUMBER OF PEOPLE IN HOUSEHOLD	MONTHLY WATER BILL VOLUME
1	1.5
2	3.0
3	4.5
4	6.0
5	7.5
6	9.0
8	12.0
10	15.0
(household size)	(kilolitres per household)

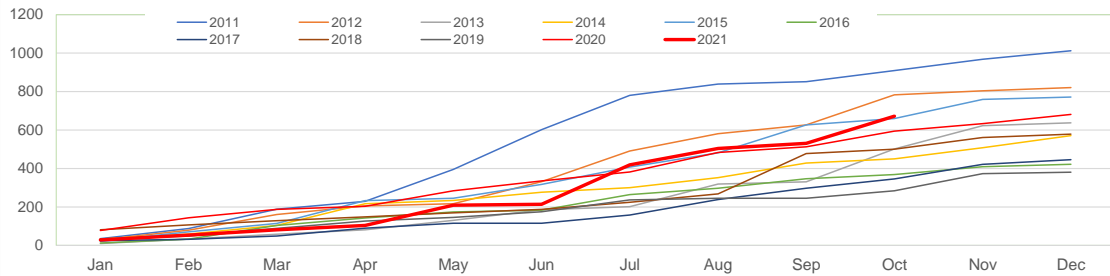
For example, for a household of 4:

NELSON MANDELA BAY MUNICIPALITY
 PORT ELIZABETH (LITERATURE) DESPATCH
 TEL : 041-506-1555 FAX : 041-506-1304 DEPOSIT : 350.00
 VAT No 449029473 PO Box 634 6000
 Ward Number 350.00
 Prof./Dr./Bsc./Msc./MEd/LLB
 Statement Date: [redacted]
 Account Number: [redacted]
 Easy Pay Number: [redacted]
 DATE: [redacted] AMOUNT: [redacted]
 08/03 [redacted] THANK YOU FOR YOUR PAYMENT
 18/03 [redacted] FOR [redacted]
 READINGS TO 15/03/21 RTE [redacted]
 NEXT METER READING IS SCHEDULED FOR 08/04/21
 METER READING CONS.
 [redacted] 7330 6.0 94.02
 AVAILABILITY CHARGE 13.29
 VAT @ 15% 21.80 127.11



RAINFALL

Accumulated Monthly Rainfall at Churchill Dam (mm)



WATER COMPLAINTS RECEIVED AND RESOLVED

2021/11/26



From 1 July 2020 to 26 Nov 2021

KEY	CLUSTER	Previous week total	RECEIVED	RESOLVED	OUTSTANDING	REPORTED THIS WEEK	COMPLETED THIS WEEK
	1 - Molly Blackburn	6320	6821	6189	632	501	527
	2 - Lillian Diedericks	11989	12935	11463	1472	946	298
	3 - Alex Matinkca	5642	6039	5693	346	397	78
	4 - Zola Nqini	8602	9278	8347	931	676	447
	5 - Champion Galela	3923	4256	3948	308	333	58
	6 - Govan Mbeki	1760	1882	1826	56	122	43
	TOTAL	38236	41211	37466	3745	2975	1451

