

WATER SUPPLY AND USAGE STATISTICS



As at Thursday, 23 Sept 2021



12.15

-0.12

294.15

**DAM STORAGE
(%)**

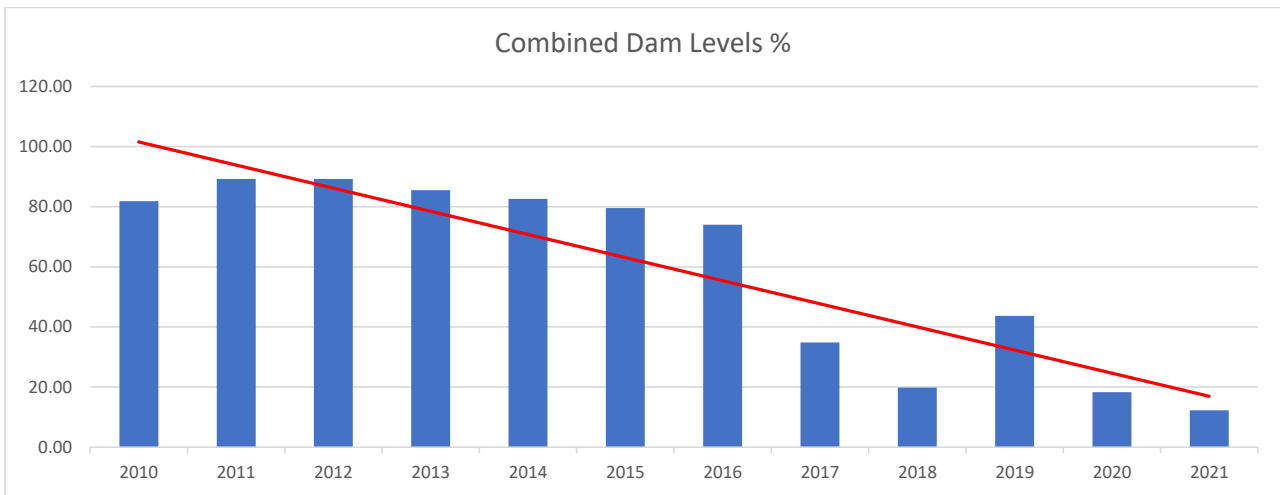
**DAM STORAGE
CHANGE (%)**

**WATER
PRODUCED
(MLD)**

TARGET: 210 MLD

	20-Sep-21 Monday	21-Sep-21 Tuesday	22-Sep-21 Wednesday	23-Sep-21 Thursday
Kouga	5.53	5.49	5.46	5.43
Churchill	17.39	17.28	17.20	17.06
Impofu	17.04	17.03	17.01	16.99
Groendal	20.89	20.89	20.58	20.58
TOTAL	12.27	12.23	12.19	12.15
	-0.01	-0.04	-0.04	-0.04

DAMS	2016	2017	2018	2019	2020	2021
Kouga	67.93	18.36	7.89	45.03	7.00	5.43
Churchill	67.20	9.70	17.06	92.85	57.13	17.06
Impofu	19.00	30.27	76.40	65.20	16.89	16.99
Groendal	81.62	52.32	41.24	58.42	29.36	20.58
TOTAL	74.01	34.85	19.88	43.67	18.35	12.15



WATER CONSUMPTION

119 MLD

5 MLD

170 MLD

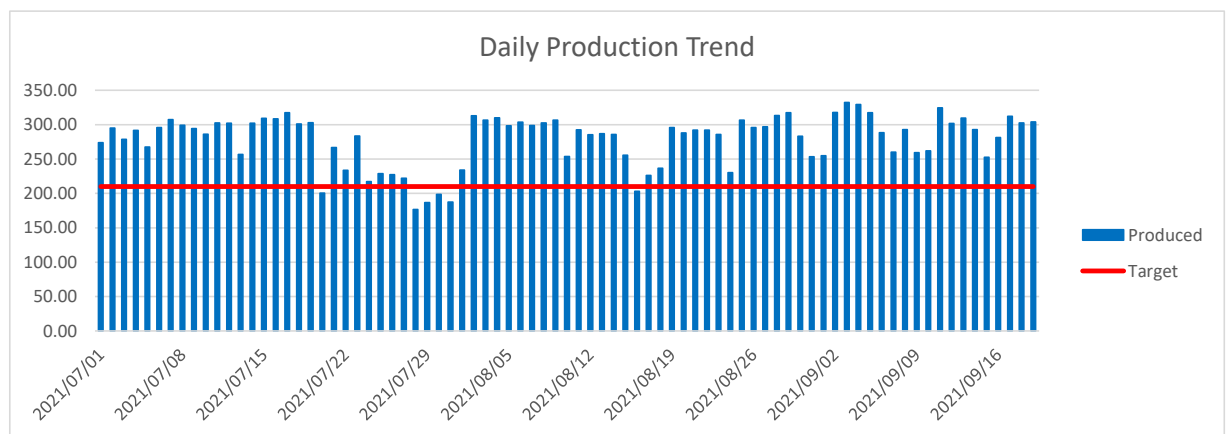
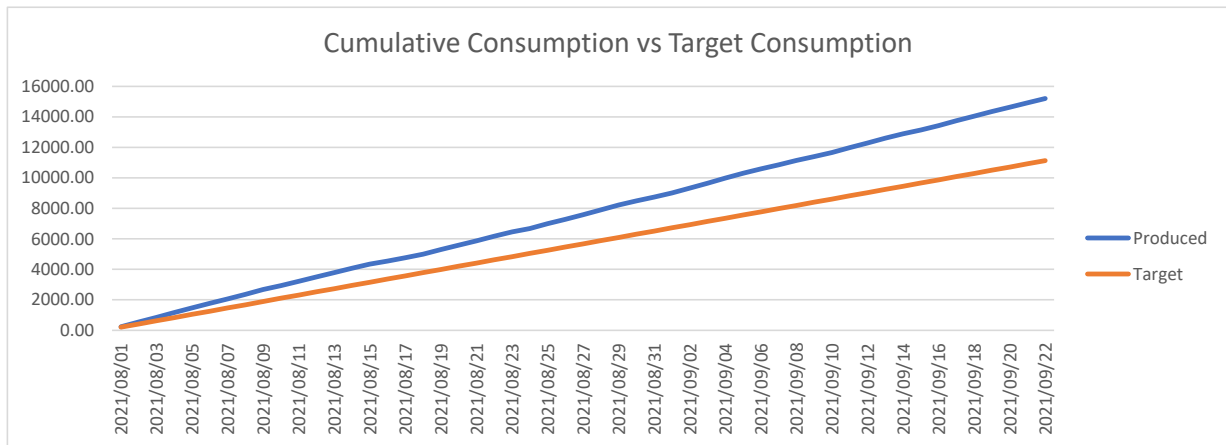
0 MLD

DAMS

**GROUND &
WATER SPRINGS**

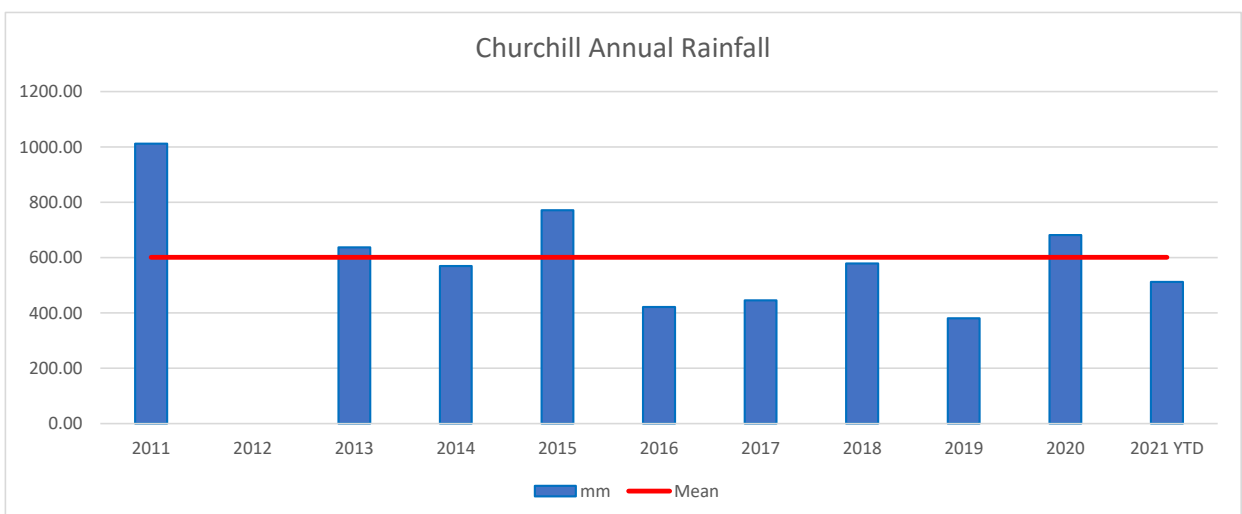
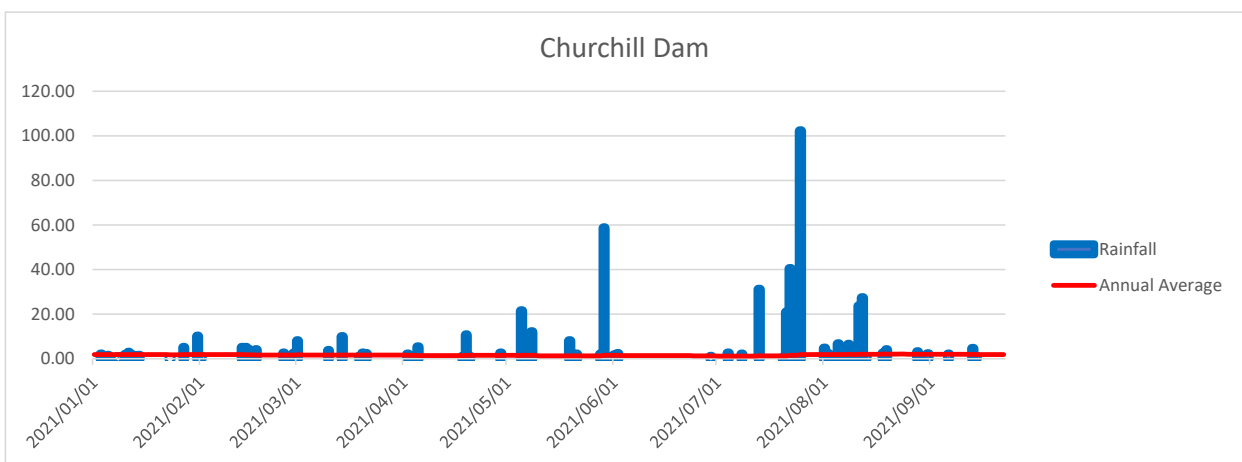
NOOITGEDACHT

**DESALINATION
PLANTS**





RAINFALL











WATER COMPLAINTS RECEIVED AND RESOLVED

21-Sep-21



KEY	CLUSTER	RECEIVED	RESOLVED	OUTSTANDING	COMPLETED THIS WEEK
	1 - Molly Blackburn	5 566	4 604	962	83
	2 - Lillian Diedericks	10 629	9 051	1 578	219
	3 - Alex Matinkca	5 044	4 435	609	57
	4 - Zola Nqini	7 608	6 522	1 086	118
	5 - Champion Galela	3 525	3 141	384	45
	6 - Govan Mbeki	1 535	1 305	230	24
	TOTAL	33 907	29 058	4 849	546

Click to
**REPORT
WATERLEAK** 